

Survey Results

Numbers are based on a total of 52 respondents

When our local government lifts its ban or guidance against churches meeting, which best describes your attitude toward returning to a church service?

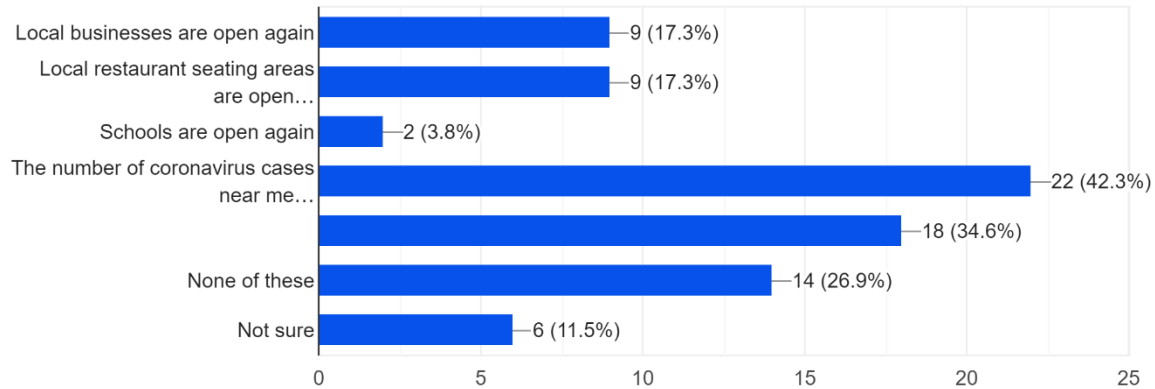
52 responses



| % | Communicants | Color | Response |
|-------|--------------|--------|--|
| 40.4% | 21 | Blue | I will return the first opportunity we have. |
| 40.4% | 21 | Red | I will return at first opportunity but with some concerns and precautions. |
| 9.6% | 5 | Orange | I will wait several additional weeks before I attend. |
| 3.8% | 2 | Green | It may be quite a while before I return. |
| 5.8% | 3 | Purple | Not sure |

In addition to our local government lifting its ban or guidance against public gatherings, are there other signals you would want to see before you return to attend a church service?

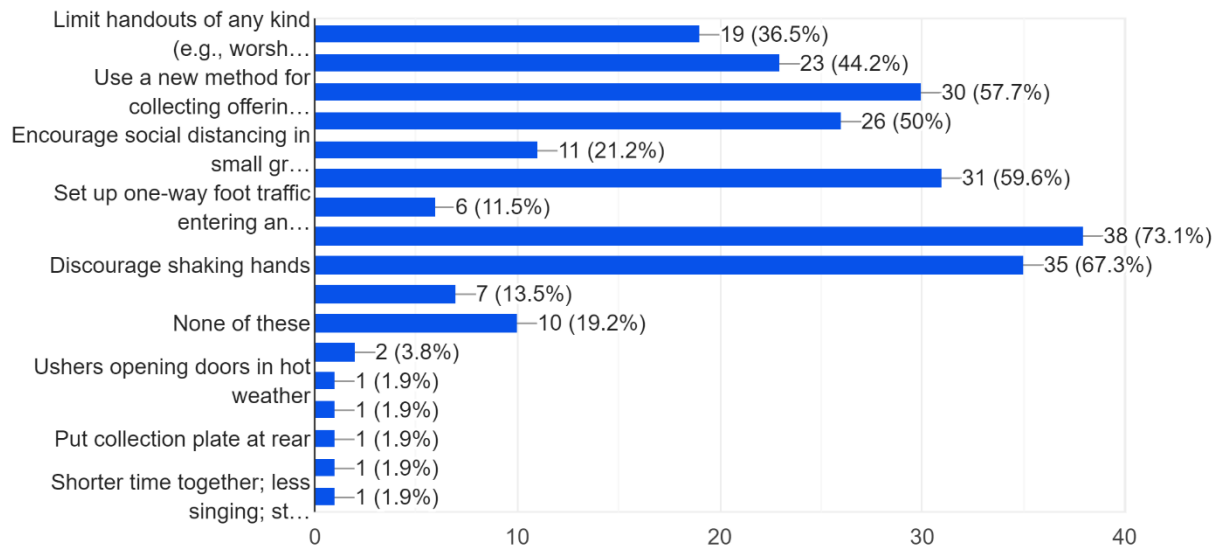
52 responses



| % | Communicants | Response |
|-------|--------------|---|
| 42.3% | 22 | The number of coronavirus cases near me is very small |
| 34.6% | 18 | Most social distancing recommendations have been lifted |
| 26.9% | 14 | None of these |
| 17.3% | 9 | Local businesses are open again |
| 17.3% | 9 | Local restaurant seating areas are open again |
| 11.5% | 6 | Not sure |
| 3.8% | 2 | Schools are open again |

What precautions, if any, do you expect our church to take for worship gatherings?

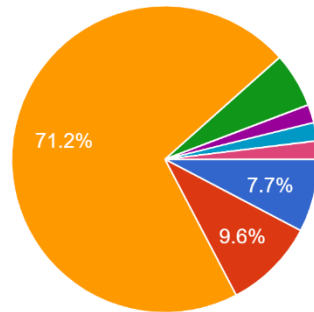
52 responses



| % | Communicant | Response |
|-------|-------------|---|
| 73.1% | 38 | Provide hand sanitizer stations |
| 67.3% | 35 | Discourage shaking hands |
| 59.6% | 31 | Prop doors open so people do not have to touch handles |
| 57.7% | 30 | Use a new method for collecting offerings |
| 50% | 26 | Encourage social distancing in sanctuary seating |
| 44.2% | 23 | Use a new method for distributing Lord's Supper elements |
| 36.5% | 19 | Limit handouts of any kind (e.g., worship folders, Bible Class notes pages, etc.) |
| 21.2% | 11 | Encourage social distancing in small group seating |
| 19.2% | 10 | None of these |
| 13.5% | 7 | Allow a longer period of time between worship service hours |
| 11.5% | 6 | Set up one-way foot traffic entering and exiting the building and sanctuary |

Which choice fits your personal feelings regarding the wearing of facemasks in church?

52 responses



- I will attend worship only if everyone is required to wear a facemask.
- I will not attend worship if everyone is required to wear a facemask.
- I think it should be left up to each person to choose whether or not they will wear a facemask.
- I don't have a strong opinion on facemasks one way or the other.
- Unmarked
- Encourage everyone to wear face mask but not turn away if not wearing one
- I will wear a mask and desire all others to wear a mask to reduce the potential of viral density.

| % | Communicant | Color | Response |
|-------|-------------|----------|---|
| 71.2% | 37 | Orange | I think it should be left up to each person to choose whether or not they will wear a facemask in church. |
| 9.6% | 5 | Red | I will not attend worship if everyone is required to wear a facemask. |
| 7.7% | 4 | Blue | I will attend worship only if everyone is required to wear a facemask. |
| 5.8% | 3 | Green | I don't have a strong opinion on facemasks one way or the other. |
| 1.9% | 1 | Purple | Unmarked |
| 1.9% | 1 | Lt. blue | Encourage everyone to wear face mask but not turn away if not wearing one |
| 1.9% | 1 | Pink | I will wear a mask and desire all others to wear a mask to reduce the potential of viral density. |

What are your feelings about singing in church at this time?

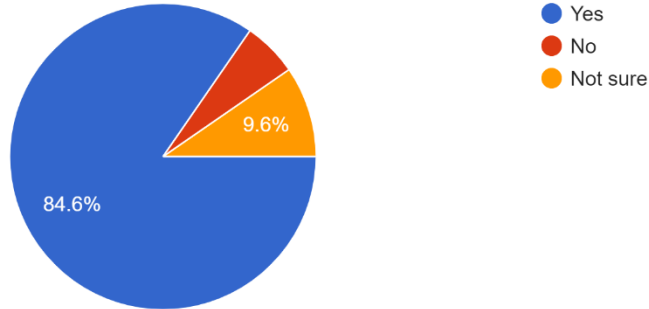
52 responses



| % | Communicants | Color | Response |
|-------|--------------|------------|--|
| 65.4% | 34 | Blue | By all means, let us sing! |
| 11.5% | 6 | Red | Not right now; singing could increase the risk of contamination. |
| 3.8% | 2 | Orange | Some singing but less! |
| 3.8% | 2 | Green | Minimal singing |
| 3.8% | 2 | Purple | Wear facemasks when singing |
| 1.9% | 1 | Lt. Blue | Sing with masks |
| 1.9% | 1 | Pink | Unmarked |
| 1.9% | 1 | Lt. Green | Reduced signing or number of hymn verses |
| 1.9% | 1 | Burgundy | Limited Singing |
| 1.9% | 1 | Dk. Blue | No opinion |
| 1.9% | 1 | Lt. Purple | Reduce singing to responses only |

Would you be willing to attend a church service at a different time than you typically attend to allow people to be more spread out in the sanctuary?

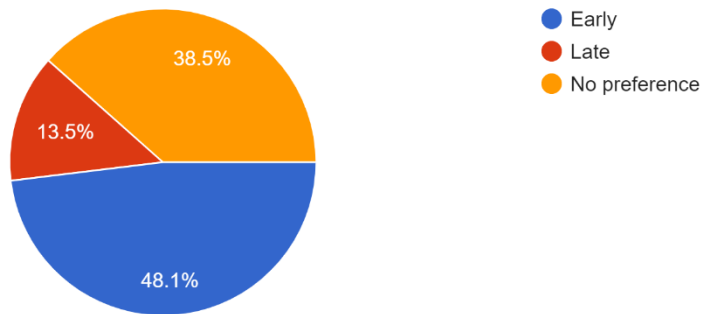
52 responses



| % | Communicants | Color | Response |
|-------|--------------|--------|----------|
| 84.6% | 44 | Blue | Yes |
| 9.6% | 5 | Red | No |
| 5.8% | 3 | Orange | Not Sure |

If we do go to multiple church services on Sunday mornings, would you prefer to go to an early service or a late service? If you have a strong preference in the event we have multiple Sunday services.

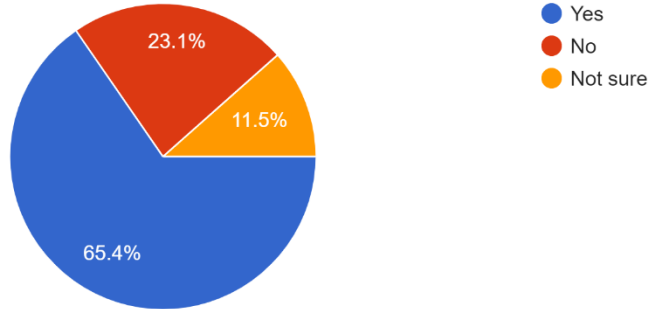
52 responses



| % | Communicants | Color | Response |
|-------|--------------|--------|---------------|
| 48.1% | 25 | Blue | Early |
| 13.5% | 7 | Red | Late |
| 38.5% | 20 | Orange | No preference |

Would you be willing to attend a worship service in an overflow room (e.g. fellowship hall, classroom, etc.) to ensure people are spread out and keep the number of Sunday services to one?

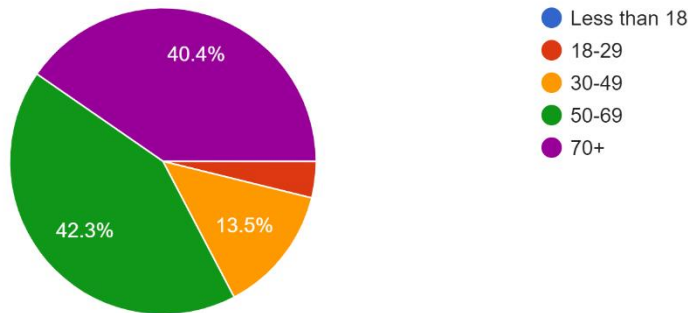
52 responses



| % | Communicants | Color | Response |
|-------|--------------|--------|----------|
| 65.4% | 34 | Blue | Yes |
| 23.1% | 12 | Red | No |
| 11.5% | 6 | Orange | Not sure |

What is your age?

52 responses



| % | Communicants | Color |
|-------|--------------|--------|
| 42.3% | 22 | Green |
| 40.4% | 21 | Purple |
| 13.5% | 7 | Orange |
| 3.8% | 2 | Red |

We have received a quote in the amount of \$6,800 to purchase and install a wall-mounted air-conditioning unit in the fellowship hall. What are your thoughts on this proposal?

52 responses



| % | Communicants | Color | Response |
|----------|---------------------|--------------|---|
| 76.9% | 40 | Blue | That's reasonable; let's do it! |
| 15.4% | 8 | Red | Now is not the right time. |
| 3.8% | 2 | Orange | Only if this price is guaranteed to handle air conditioning throughout the entire room. |
| 1.9% | 1 | Green | I'll go with the majority. |
| 1.9% | 1 | Purple | No opinion. |